



TREK **KARO**
INDIA

Your Journey, Our Passion !

BHIMASHANKAR TO BHORGIRI

Trek



EX - PUNE



+91 86686 46306

CONTACT US






www.trekkaroindia.com

OVERVIEW

Bhorgiri village is a very small village. There are hills on the three side of the village. And one of the hills has Bhorgiri fort and caves. The trek route is through dense jungle and provides many opportunities for nature lovers and particularly Photographers! One can see the state animal of Maharashtra the Giant Squirrel, in local language known as "Shekru." In Monsoon this is the perfect trek for Beginners. It's a plain Jungle walk of around 3 Hours which ends at "Gupta Bhimashankar". One has to pass the Streams & waterfall to reach the Bhimashankar Temple. This trek offers a unique blend of natural beauty, religious significance, and an exhilarating hiking experience. Covering a distance of approximately 12 to 16 kilometers.

- **The Starting Point** - Borgiri Village: Nestled in the Pune district of Maharashtra, Borgiri is the quaint and scenic village that serves as the starting point for the Borgiri to Bhimashankar trek. Surrounded by lush greenery and a serene ambiance, Borgiri welcomes trekkers with its warm hospitality and offers a glimpse into the rural charm of Maharashtra. Before embarking on the trek, trekkers can take a moment to soak in the beauty of the village and capture some picturesque moments.
- **The Breathtaking Bhimashankar Temple:** Gupt Bhimashankar is located in the Sahyadri Hills of the Western Ghats, near the village of Khed in Pune district, Maharashtra. It is situated within the Bhimashankar Wildlife Sanctuary, which is known for its rich biodiversity and scenic beauty. The region is dotted with numerous waterfalls and streams, especially during the monsoon season, adding to its natural charm.

HIGHLIGHT SHOTS






HIGHLIGHT OF THE TREK

1. An offbeat trek in its truest sense.
2. Walk through the dark and dense forest.
3. Pass through gushing waterfalls.
4. Gupt Bhimashankar Temple.

PICK-UP POINT

1. JM Corner, Shivajinagar-PUNE- 5:00 AM
2. Jagtap Dairy, Wakad- 5:30 AM
3. Nashik Phata- 5:45 AM



ITINERARY

Day 1

11:00 PM: Depart from Respective Pick-up Points.

Overnight journey through scenic ghat roads toward Bhimashankar.

Day 2

03:00 AM – Arrival at Bhimashankar Jyotirlinga

Early morning arrival in the peaceful Sahyadri hills.

04:00 AM – Kakad Aarti & Temple Darshan

Attend the serene Kakad Aarti and have darshan at the sacred Jyotirlinga temple.

05:30 AM – Breakfast & Trek Begins

Enjoy a light local breakfast (poha/upma, tea), then start the downhill trek to Bhorgiri through dense forest.

08:30 AM – Stop at Gupt Bhimashankar

Take a short break at this hidden Shiva linga nestled deep in the jungle.

11:00 AM – Reach Bhorgiri Village

Arrive at the base village, freshen up, and relish a traditional Maharashtrian lunch.

12:00 PM – Depart for Pune

Begin your return journey with refreshed energy and beautiful memories.

04:00 PM – Arrival in Pune

Trip ends with a blend of spiritual peace and adventure.

(Approximate Time depends on traffic and all situations.)

THINGS TO CARRY

- 2 Ltr Water.
- Torch. (For Night Trek)
- Proper Trekking Shoes.
- Raincoat/Poncho. (For Monsoon)
- Extra Pair of Clothes.
- Sunglasses & Cap. (Protection from Sun/Rain)
- Sunscreen and Personal Medicines if Any.
- Dry Snacks if Needed.
- Basic Personal Sanitization (Mask, Sanitizers)

THINGS TO CARRY

INCLUSION ✓

- Pune to Pune. (Non-Ac Bus)
- Refreshment Snacks.
- Breakfast.
- Veg-Lunch.
- Forest Charges.
- Trek Guide & Team Captain.

EXCLUSION ✗

- Meals During Travel. (Dinner)
- Personal Purchase.
- Anything Not mention above.
- Mineral water/Beverages.



PAYMENT POLICY

Please click on the link for more details

TERMS & CONDITION

Please click on the link for more details

CANCELLATION POLICY

Please click on the link for more details